

The Plant-Based Diet

a healthier way to eat



"Eat food. Not too much. Mostly plants." –*Michael Pollan*



- ▶ **Do you want to lose weight?**
- ▶ **Do you want to feel better?**
- ▶ **Do you want to improve, stabilize, or even reverse a chronic condition such as heart disease, high cholesterol, diabetes, or high blood pressure?**
- ▶ **Would you like to take fewer medications?**
- ▶ **Are you open to changing your diet if it could really improve your health?**

If you answered “yes” to any of these questions, then a plant-based eating plan may be for you. This booklet includes information to help you follow a low-fat, whole foods, plant-based diet.

What is a low-fat, whole foods, plant-based diet?

This eating plan includes lots of plant foods in their whole, unprocessed form, such as vegetables, fruits, beans, lentils, nuts, seeds, whole grains, and small amounts of healthy fats. It does not include animal products, such as meat, poultry, fish, dairy, and eggs. It also does not include processed foods or sweets.

What are the health benefits of a plant-based diet?

- Lower cholesterol, blood pressure, and blood sugar
- Reversal or prevention of heart disease
- Longer life
- Healthier weight
- Lower risk of cancer and diabetes
- May slow the progression of certain types of cancer
- Improved symptoms of rheumatoid arthritis
- Fewer medications
- Lower food costs
- Good for the environment

Best of all, a plant-based diet can be a tasty and enjoyable way to eat!

Need convincing? Try a 30-day challenge! Use the information in this booklet to eat a plant-based diet for the next 30 days and see if it has a positive impact on your health. If it does, continuing with a plant-based diet may be a great option for you.



= good health!

**"If it came from a plant, eat it;
if it was made in a plant, don't." –Michael Pollan**








Your New Food Groups

Use the following chart to help you choose the foods that you will need to thrive on your new eating plan.

Tips

- **If you want to lose weight, choose the lower number of servings of nuts, seeds, starchy vegetables, and whole grains.** Talk to your registered dietitian or physician for more information.
- **Choose unprocessed, whole foods instead of processed foods most of the time.**
 - Choose beans more often than vegetarian patties or links.
 - Choose whole grains (barley, quinoa, or brown rice) more often than processed grains (bread or pasta).
 - Choose fats from whole foods (avocado or olives) more often than processed oils (olive or canola oil).
- **If you have heart disease, you may want to avoid or limit nuts, seeds, and other fats and oils.**
- **If you have diabetes or high triglycerides, limit fruit to 3 servings a day.**

Food Group	Examples of Food Choices	Daily Servings	Serving Size	Protein
 Non-Starchy Vegetables	Spinach, kale, Swiss chard, mustard greens, collard greens, broccoli, bok choy, carrots, cauliflower, asparagus, green beans, brussels sprouts, celery, eggplant, mushrooms, onions, garlic, tomatoes, lettuce, sugar snap peas, summer squash, peppers, artichoke hearts, cabbage, cucumbers	Unlimited, but eat at least 6 servings a day. Include at least 1 serving of leafy green vegetables a day.	1 cup raw lettuce or other leafy greens ½ cup raw or cooked, any other vegetable	2 grams
 Starchy Vegetables	Potatoes, yams, winter squash, corn, green peas, cassava (yuca), plantains	2–4 servings	½ cup	2 grams
 Fruits	Apples, oranges, bananas, berries, melon, papaya, grapes, mango, pineapple, kiwi, apricots	2–4 servings	1 medium piece 1 cup berries or melon	½–1 gram
 Beans, Peas, Lentils, or Meat Alternatives	Whole foods: Kidney, black, garbanzo, pinto, great northern, and adzuki beans; lentils; edamame (green soybeans); green and black-eyed peas; tofu; tempeh Processed: Processed soy or other protein patties or links (choose very rarely)	2–5 servings	½ cup cooked beans	7–10 grams

Food Group	Examples of Food Choices	Daily Servings	Serving Size	Protein
 Nuts and Seeds	Almonds, cashews, sunflower seeds, walnuts, pistachios, flaxseeds, chia seeds, nut butter	1–4 servings	1 ounce (¼ cup) nuts 2 tablespoons nut butter	4–8 grams
 Whole Grains	<p>Whole grains: Bulgur, quinoa, oats, brown or wild rice, buckwheat, barley, farro, whole wheat, rye, millet, sorghum</p> <p>Processed grains: Whole-grain bread, whole-grain unsweetened cereal, whole-wheat tortillas, whole-wheat pasta</p>	5–8 servings	½ cup cooked grain ¾ cup dry cereal 1 slice bread 1 small tortilla	4–8 grams
 Fats and Oils	<p>Whole foods: Avocados, olives</p> <p>Processed oils: Canola, extra virgin olive, and flaxseed oil</p>	0–2 servings	¼ avocado 8 large olives 1 teaspoon oil	0 grams
 Dairy Alternatives	Unsweetened milks, such as soy, almond, rice, and hemp (look for brands fortified with vitamin B12); soy, rice, and almond milk cheeses	0–2 servings	1 cup milk 1 ounce cheese	1–9 grams




Tips to Get Started

- Think about the meatless meals you already cook at home. This may include whole-wheat pasta with marinara sauce; black beans and rice; or lentil soup and salad.
- Change a favorite recipe to be plant-based.
 - Make burritos or tacos with beans, rice, and vegetables without the meat and cheese.
 - Prepare chili with beans and no meat.
 - Replace burgers with veggie burgers or grilled portobello mushrooms.
 - Make kebabs with vegetables such as onions, bell peppers, summer squash, and mushrooms.
 - Make lentil or split pea soup without adding meat or using chicken or beef broth.
- Try some new recipes. At the end of this booklet you will find a list of books and websites that have recipes you can try. You can also get cookbooks from your local library or Kaiser Permanente Healthy Living Store.
- Frozen fruits and vegetables are an easy and low-cost way to eat more plants.

- When you cook beans from scratch, the quick-soak method can help remove some of the indigestible sugars that cause gas.
 - Put the beans in a large pot and cover with 2 inches of water.
 - Bring to a boil for 3 minutes.
 - Cover and set aside for 1 to 4 hours.
 - Rinse and drain well.
- Make sure to drink plenty of water. It is best to avoid juice, soda, and other sugary drinks.
- Choose organic foods when possible, especially corn, vegetables, fruits, and soy products.
- Check out a local farmers market for good deals on produce.
- Sometimes, cooking plant-based meals can take more time. To save time:
 - Make a larger pot of beans or lentils and freeze some for later.
 - Buy precut fresh or frozen vegetables.
 - Buy precooked grains, such as barley, farro, or brown and wild rice.
 - When baking yams or potatoes, make a few extra to use in the next meal.
 - Use canned beans, including nonfat refried beans.
 - Try firm tofu cut in slices and seasoned with spices and green onions.
- If your family is not following a plant-based diet with you:
 - Cook meat separately and add it to the other plant-based foods.
 - Encourage your family to try more meatless meals.
 - Try new recipes they might enjoy, such as five-bean chili without meat or portobello mushroom burgers.
- You might need to add a few items to your kitchen, including:
 - A good chef's knife to cut vegetables, fruits, and other plant-based foods
 - A blender or food processor
 - A large pot, pressure cooker, or crockpot to cook beans

Creating Plant-Based Meals

The Plate Method



Tofu with bok choy and brown rice

Use the plate method to portion your food in an easy and healthy way for lunch and dinner.

- Fill $\frac{1}{2}$ of your plate with non-starchy vegetables.
- Fill $\frac{1}{4}$ of your plate with a healthy grain or starchy vegetable.
- Fill $\frac{1}{4}$ of your plate with a plant-based protein.
- Add a fruit, a salad, and 1 ounce of nuts.



Black beans with kale and yams

Meal Ideas

Breakfast: Have oatmeal, quinoa, or barley with nuts, fruit, and unsweetened almond, rice, hemp, or soy milk. An ounce or two of nuts and a piece of fruit is another quick and easy option. You can also make a smoothie with a tablespoon of almond butter, a banana, some unsweetened almond milk, and even a handful of kale or other green leafy vegetable.

Lunch and Dinner: Have a large salad or a large serving of cooked non-starchy vegetables with beans and potatoes or a whole grain.

Sample Menus

Day One

Breakfast

- ▶ Barley with raisins, cinnamon, walnuts, and almond milk
- ▶ Hot tea or coffee

Lunch

- ▶ Whole-wheat pita with hummus, tomatoes, red onions, and cucumber
- ▶ Kale sautéed with vegetable broth
- ▶ Salad with vegetables and balsamic vinegar
- ▶ Banana
- ▶ Unsweetened tea

Dinner

- ▶ Grilled portobello mushroom burger with caramelized onions
- ▶ Quinoa and bean salad
- ▶ Broccoli
- ▶ Kale salad
- ▶ Strawberries
- ▶ Unsweetened tea

Day Two

Breakfast

- ▶ Oatmeal with blueberries, walnuts, and soy milk
- ▶ Hot tea or coffee

Lunch

- ▶ Split pea, carrot, and barley soup
- ▶ Salad with spring mix, vegetables, kidney beans, and balsamic vinegar
- ▶ Orange
- ▶ Sparkling mineral water

Dinner

- ▶ Tacos with whole-grain tortillas, grilled vegetables, potatoes, avocado, and salsa
- ▶ Pinto beans
- ▶ Salad with vegetables and balsamic vinegar and mustard
- ▶ Mango
- ▶ Sparkling mineral water

Tips for Eating Out

Many restaurants offer some meatless options or side dishes. Restaurants are often willing to make changes to menu items by switching to meatless sauces, removing meat from stir-fries, adding vegetables or pasta in place of meat, and using less or no oil.

Restaurants that make food to order may be more willing to make these changes. Many ethnic restaurants, such as Indian, Chinese, and Thai, offer a variety of plant-based dishes and sides. Check the website happycow.net to find a meatless restaurant near you.

Special Nutrients to Consider



Protein

Protein is in every cell of the body. It is used to build and repair muscles, bone, skin, and the immune system. We also need it to make hormones and enzymes. Proteins are made up of amino acids. Your body can make some of the amino acids, but not all of them. The ones your body cannot make are called *essential*. **You can easily meet your protein needs each day from plant foods such as beans, peas, nuts, seeds, soy products, whole grains, and vegetables.** Quinoa, a seed that acts like a grain, is a great source of protein and all the essential amino acids.

Adults need about 0.36 grams of protein per pound of body weight a day. Multiply your weight by 0.36 to find out how much protein you need. For example, if you weigh 160 pounds: $160 \times 0.36 =$ about 58 grams of protein a day.



B12

Your body needs vitamin B12 to make red blood cells and for nerve function. If you don't get enough B12, you can develop anemia or nerve damage. Most B12 comes from animal foods. B12 is found in nutritional yeast and some fortified foods such as:

- Cereals
- Meat substitutes
- Rice or hemp milk

Read labels for these products to make sure B12 has been added.

Because it may not be easy to get enough B12 from fortified foods, it may be best to take a supplement. As you get older, your body is less able to absorb B12. Your physician may suggest a supplement or shot to help prevent a deficiency. Talk with your physician or registered dietitian for more information.



Iron

Iron is a mineral in the blood that carries oxygen. Getting enough iron is important for everyone, especially pregnant women, women of childbearing age, children, and infants. Iron-rich plant foods include whole-grain breads and cereals, dried beans and peas, dark green leafy vegetables, dried fruits, nuts, and seeds. Some foods, such as breakfast cereals, are fortified with iron. The type of iron found in plant foods is not absorbed as easily as the iron in animal products. However, eating iron-rich foods along with vitamin C can help your body better use the iron. Some foods with vitamin C are oranges, mangos, kiwis, strawberries, red peppers, tomatoes, broccoli, and bok choy. Some people may need to take a supplement.



Calcium

Calcium helps build bones and teeth. It is also important for the function of the heart, muscles, and nerves. Good sources of calcium are Chinese cabbage, bok choy, kale, calcium-set tofu, and broccoli. There are also many calcium-fortified foods, such as soy or almond milk and cereal.



Zinc

Zinc is important for the immune system, wound healing, and blood sugar control. Good sources are whole grains, tofu, tempeh, beans, peas, lentils, nuts, seeds, and fortified breakfast cereals. Compounds in plant foods called phytates keep zinc from being absorbed. This can be improved by soaking beans, grains, and seeds in water for several hours before cooking. Eating sprouted grains and beans, and leavened grains, such as bread, instead of crackers also increases absorption. Some foods are fortified with zinc.



Vitamin D

Vitamin D is needed for strong bones. It is also needed for muscles and nerves and the immune system to work properly. Very few foods have vitamin D. We get most of our vitamin D when the skin is exposed to the sun, but many people do not make enough from sun exposure alone. Some foods, such as soy or almond milk and cereal have added vitamin D. You may need to take a supplement. Talk with your physician for more information.



Omega-3 Fatty Acids

Omega-3 fatty acids, such as eicosapentaenoic acid (EPA) and docosahexaenoic acid (DHA) found in fatty fish, may lower the risk of heart disease and help the immune system and brain. Good sources of plant-based omega-3 fats include ground flaxseeds and flaxseed oil, walnuts, chia seeds, and organic canola oil. Plant-based omega-3s don't easily convert to EPA and DHA in the body. For some people, including pregnant women or people with chronic health conditions, taking a micro-algae supplement may be helpful. Ask your physician for more information.

Tell Your Physician You Are on a Plant-Based Diet

Making a lot of healthy changes to your diet can lower your blood sugar, blood pressure, and cholesterol. A plant-based diet can also affect your thyroid or blood-thinning medications [warfarin (Coumadin)]. If you are taking medications, make sure to tell your physician that you are following a plant-based diet. Your physician may need to change some or all of your medications. Your health condition may need to be monitored more often for a short time.



My Personal Action Plan

Action plans are short-term plans that help you reach your goal to eat more plant foods. They can greatly improve your chances of success. The plan must include a specific action or behavior that you want to do and know that you will be able to accomplish.

Your action plan must answer the questions:

- **What** are you going to do?
- **How much** are you going to do?
- **When** are you going to do it?
- **How many** days of the week are you going to do it?

Example:

This week I will eat a salad (*what*) made with 3 cups (*how much*) of sun-dried tomatoes, carrots, artichoke hearts, kidney beans, and cucumber with dinner (*when*) on Monday, Wednesday, and Friday (*how many*).

This week I will:

_____ (*what*)

_____ (*how much*)

_____ (*when*)

_____ (*how many*)

How confident are you that you will succeed with your plan?



0 = not confident at all

10 = totally confident

Your confidence level should be 7 or higher.

I will make a commitment to _____
(friend or family member)

to follow my action plan and report back on how I did.

Did you complete your action plan? Yes No

Name: _____

Date: _____

Congratulations on taking this important step to increase your health and wellness!

If you find you cannot do a plant-based diet 100 percent of the time, then aim for 80 percent. Any movement toward more plants and fewer animal products can improve your health!





Resources

These resources are for informational purposes only. They do not necessarily represent an endorsement of their content, recommendations, or guidelines by Kaiser Permanente.

Websites with Recipes and More

- forksoverknives.com/category/recipes
- fatfreevegan.com
- drmcDougall.com/newsletter/recipeindex.html
- rebootwithjoe.com/recipes
- pcrm.org/health/diets/recipes
- 21daykickstart.org
- engine2diet.com
- straightupfood.com
- nutritionfacts.org

Books

The Spectrum: A Scientifically Proven Program to Feel Better, Live Longer, Lose Weight, and Gain Health. Dean Ornish, MD.

Prevent and Reverse Heart Disease: The Revolutionary, Scientifically Proven, Nutrition-Based Cure. Caldwell B. Esselstyn, Jr., MD.

The Engine 2 Diet: The Texas Firefighter's 28-Day Save-Your-Life Plan that Lowers Cholesterol and Burns Away the Pounds. Rip Esselstyn.

The Starch Solution: Eat the Foods You Love, Regain Your Health, and Lose the Weight for Good! John A. McDougall, MD, and Mary McDougall.

Eat to Live: The Revolutionary Formula for Fast and Sustained Weight Loss. Joel Fuhrman, MD.

The Complete Idiot's Guide to Plant-Based Nutrition. Julieanna Hever, MS, RD, CPT.


The China Study: The Most Comprehensive Study of Nutrition Ever Conducted and the Startling Implications for Diet, Weight Loss, and Long-Term Health. T. Colin Campbell, PhD, and Thomas M. Campbell II, MD.

21-Day Weight Loss Kickstart: Boost Metabolism, Lower Cholesterol, and Dramatically Improve Your Health. Neal D. Barnard, MD.

Movies

- *Forks Over Knives* (2011)
- *Food, Inc.* (2008)





KAISER PERMANENTE®

©2013 Kaiser Permanente. All rights reserved.
SCPMG Regional Health Education
MH1537 (8/13)

kp.org